

PRINCESSES & DOLL HOUSE

Everyone has a favorite princess character! And many kids love pretending and playing with a doll house or princess castle. This activity is fun, functional, and a great way to model and build language. So get to work modeling language, but most importantly remember to have fun while you play!

CORE WORDS

Dance	Is
Do	I
Get	You
Give	It
Let's	My
Like	Mine
Look	Pretty
Need	Fun
Put	Cool

MATERIALS

Princesses (or Dolls)	AAC Device
Princess	You
Castle (or doll house)	Child/Client

Model It on the AAC Device



Modeling on your child's device is just "talking" using his/her language! When you say a word with your voice, also say it using your child's device. Look up the words that you are going model using WORD FINDER before you start playing. Start with one word and then add 1-2 words.


Reasons to Communicate	One Word	Two Words	Three (+) Words
Getting Wants/Needs Met (requesting objects/activities/ permission/attention, etc., directing action/to stop, request help)	Give Need Help Put Do Dance Cook Where	Give it I need Help you I help Do it Put in I cook Make dance	Can you give me it I need that I will help you You do it Let's do it Put it in Put her in Make her dance
Exchange Information (share and show objects, confirm/deny, request information, etc.)	Like Need Fun Pretty Get That Help Turn Look Let's Do	Put in? I do/did You put Need that Not need I like She dance Where it That pretty Help me Let's dance	Did you put it on? You need more Let's do more I want to play more I like that one I don't want that She is dancing It is fun That is pretty Help me do it Where is she going
Social Closeness/Etiquette (greet, take turns, comment, etc.)	I You My Like There Put Do Turn Pretty	I like I do You do My turn I put It on Like play That pretty It pretty	You did it I did it She did it I like that My turn to do it This is fun That is pretty That is cool Let's do more

Tips to Engage, Expand, and Succeed:

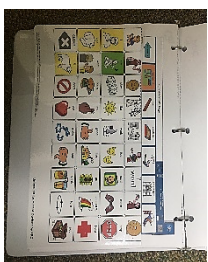
- The best way to engage your client/child in this activity is to keep it natural. Don't ask too many questions! This isn't a test. Don't force the child to make the doll do things. This isn't a test.
- Follow the child's lead while playing. You can comment on what they are doing. Some things you could say: **that looks fun**, **where is she going?**, **wow that is pretty**, **oh she is dancing!**
- Pretend play to be a character; make the characters talk to each other. Kids love to recreate their favorite movies and scenes, so just go with it. Model one or two words on the device when you can as you play.
- You can use this activity in more structured tasks to focus on building skills. Some areas of language you might focus on:
 - Present progressive tense (that is any verb with -ing, e.g. **running**, **jumping**, etc.). Ask or comment on all the things the princess/doll does like **dancing**, **sleeping**, **eating**, **playing**, etc.
 - Pronouns: **he/she**, **his/her**, **him/her**
 - Possessive forms and possessive pronouns: **princess' dress**, **her** slipper, **his**, **the boy's**

Using a low-tech communication board? Or need some choices to help you communicate during this activity?

The following strips can be used as choice boards or fringe vocabulary for the above activity. If you are using this as fringe vocabulary, you will need one of our low-tech flip books or a single page communication board. These boards are available on our website. Download the boards here: <https://aclanguagelab.com/resources/unity-manual-communication-boards> You can add these a flip book. OR, you can Velcro these to the top of a single page low-tech core word board.


















Attached to a one-page communication board.



You can add this one to the LAMP WFL, Unity 84, Unity 60 low tech board.











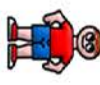

Princesses and Doll House Page

04/20/20 7:07AM
8 A °
(5) Unity 84 Sequenced

You can add me with the Unity 28 low tech board.

Princess and Doll House Page

04/20/20 6:48AM
(3) Unity 28 1+1R
8 A °