

# Amazing Animal Adventure Pack



## October Learn About Squirrels


### Core Words

eat, get, in, **it**, fast, **live**

### Fringe Words

**squirrel(s)** **tree(s)**

### I See a Squirrel



[Read the Tar Heel Reader book](#)

### Writing: Describe a Squirrel

After reading the story, use the Character Trait Map handout to describe squirrels. Download it [here](#) to display on your computer or use as a handout.

- The adult models the process by using a word from the AAC system to describe the penguin. Encourage the students to recall single words on the AAC system to describe squirrels.
- Make meaning from any word the student offers.
- Write down the words. If using an SGD, you can use Google Docs and Voice Typing to translate the words into text or connect an Accent device with NuVoice to a computer.


### Introduce the Story

Show the cover of the book to students and tell them that this is a non-fiction book. This means it has real facts about **SQUIRRELS**. Here's a **SQUIRREL** on the cover. What do you think he likes to **EAT**? Let's read to find out.


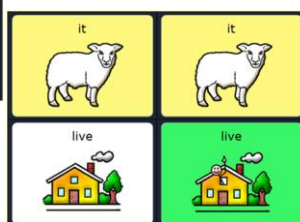
- M** Model single words: Here's a **SQUIRREL**. **IT** is eating a nut. They save food to **EAT** in the winter.
- M** Model two- and three-word combinations: That **SQUIRREL** is **IN** a **TREE**. **IT** likes to **EAT** seeds. **SQUIRRELS GET** food out of bird feeders.

Repeat the story several times this month. Provide students chances to learn, practice, and independently use the words!

### Unity 84 Sequenced



### LAMP WFL 84 Full



### Notes



[Learn about squirrels at National Geographic for Kids.](#)