

Scavenger Hunt

(Unity 84 – Single Hit)

Rules: Ask each person only one question at a time.

Do not keep asking the same person questions until they answer YES to one. If they answer NO to the question you ask them, move on to another person.

If someone answers a question YES, have him or her sign his/her name next to the item they answered.

Try to find a different person to sign for each item.

FIND SOMEONE WHO:

1. likes purple _____
2. likes to read a magazine _____
3. likes to eat a pretzel _____
4. like to go for a walk _____
5. likes to drink milk _____
6. feels happy _____
7. feels tired _____
8. wants to go outside _____
9. wants to read a story _____
10. wants to play a game _____



Adaptation: If your students are unable to sign their name, they could use a name stamp.

Answer Sheet

Find someone who:

1. likes purple



2. likes to read a magazine



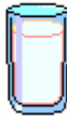
3. likes to eat a pretzel



4. like to go for a walk



5. likes to drink milk



6. feels happy



7. feels tired



8. wants to go out



9. wants to read a story




10. wants to play a game



Scavenger Hunt Questions

1. Do you like color purple?



2. Do you like to read a magazine?



3. Do you like to eat a pretzel?




4. Do you like to go for a walk?




5. Do you like to drink milk?



6. Do you feel happy?



7. Do you feel tired?



8. Do you want to go out?



9. Do you want to read a story?



10. Do you want to play a game?



Note: If you have a student who needs hidden keys, you only need these twelve icons visible for them to participate in this activity.

